




**Canterwood Division 12 STEP Association**  
**“Found” Infrastructure Locations and Maintenance Items**  
**November 4, 2022**



49 <sup>th</sup> Ave Ct NW					
Street Address	Lot #	Equipment	Quantity	Location Description/Comments	Location Picture
13902 49th Ave Ct NW	54	Pig port, <b>Inspect lid</b>	1	Located in landscaped area From apex of street corner— 16’ on a bearing of 202 degrees. All located in a 3’ diameter circle adjacent to the 24” riser lid	
		Pig port, valves <b>Exercise valves</b>	3		



49 <sup>th</sup> Ave Ct NW					
Street Address	Lot #	Equipment	Quantity	Location Description/Comments	Location Picture
13808 49th Ave Ct NW	49	Line Shut-off Valves Exercise valves	3	Located in landscaped area; from fire hydrant-88" on a bearing of 275 degrees, from the asphalt on northside-98" on a bearing of 180 degrees S	

49 <sup>th</sup> Ave Ct NW					
Street Address	Lot #	Equipment	Quantity	Location Description/Comments	Location Picture
13702 49th Ave Ct NW	44	Line Shut-off Valves Exercise valves	4	Located in landscaped area nearest the street; 4 valves in a 4.5' diameter circle. Midpoint is 13.5' from asphalt on a bearing of 255 degrees from the non-arcing street edge. From the non-arcing street edge on the north side, valve center point is 10' from the asphalt on a bearing of 170 degrees S. <i>One valve is under Viburnum Shrub branches and not really visible in the picture—see arrow.</i>	







49 <sup>th</sup> Ave Ct NW					
Street Address	Lot #	Equipment	Quantity	Location Description/Comments	Location Picture
13702 49th Ave Ct NW and common area Boundary	44	Line Shut-off Valves Exercise valves	3	Located at the lot and common area boundary within a cluster of utility structures—Phone and cable boxes under pine trees and behind grasses—see arrow. All are located within 1' from the Comcast/Cable box. One each on the North, East and South sides. All in a 4' diameter circle.	

47 <sup>th</sup> Ave Ct NW and Stonebridge					
Street Address	Lot Number	Equipment	Quantity	Location Description/Comments	Location Picture
13706 47th Ave Ct NW	34	Line Shut-off Valves <b>Exercise</b>	3	3 valves in a 3.5' radius cluster, 21 feet SW from fire hydrant and 4 feet west from pavement edge	
4720 Stonebridge Dr NW, vault actually located on 47 <sup>th</sup> Ave Ct NW	36	Vault <b>Exercise valves</b>	1	Contains 3 mainline valves, Pressure sustaining equipment; SW corner of lot; <b>Note: bypass valve was sticky (10/23/19), not as much of an issue in 2022.</b>	



Foxglove					
Street Address	Lot Number	Equipment	Quantity	Location Description/Comments	Location Picture
4805 N Foxglove Dr NW	1	Line Shut-off Valve <b>Exercise</b>	1	Located in a landscaped area 105" perpendicular from asphalt and 41'3" from concrete driveway edge to the East and 42'8" from concrete driveway to the West.	
Near--south of 4805 N Foxglove Dr NW	Common Space	Treatment House <b>Exercise Valves</b>	1, 5	Access Road on North side of Foxglove adjacent to 4805 N Foxglove Dr NW. Contains 5 bypass valves, 2 tanks with valves, peristaltic pump, vacuum release valve, and flowmeter	



Foxglove					
Street Address	Lot Number	Equipment	Quantity	Location Description/Comments	Location Picture
Foxglove across from pond--no address	Street Shoulder	Low Point Drain and shutoff valve and mainline shutoff valve Exercise Mainline valve only	1,1,1	Located on the west side of Foxglove across from the large pond. 24" manhole with 2 adjacent valve risers located 12' from pavement edge and inside of rail fence. <b>Note: Vault fills with water. It appears the rubber seal/gasket was not properly installed as it was in the bottom of the vault. It is now stored in the pumphouse.</b>	
Old Stump Drive					
Street Address	Lot Number	Equipment	Quantity	Location Description/Comments	Location Picture
Across from 5634 Old Stump Drive	XX	1 Pig Port w 3 valves, 1 mainline shut-off valve and 1 Air vacuum release inspect lid and exercise valves	1,3,1,1	Adjacent to the NW corner of the western most Club Corp tennis court. Courts are across from 5634 Old Stump Drive. <b>The Air vacuum release equipment is severely corroded. The vault lid will not seal as the mating service has slipped.</b>	

Across from 5517 Old Stump Drive	XX	Mainline Shut-off valve, Exercise valve	1	Located on the SE side of Old Stump, 10' from pavement edge and ~35' east of the pavement edge at the side of the intersection of Old Stump and 56 <sup>th</sup> Ave NW.	
Whispering Pines (AKA 45 <sup>th</sup> Ave Ct NW)					
Street Address	Lot Number	Equipment	Quantity	Location Description/Comments	Location Picture
13718 Whisp. Pns Dr NW	12	Pig port and 3 associated valves, Exercise 3 valves; inspect lid	1, 3	Located in a landscaped area 8' from the street storm drain at a bearing of 300 degrees. Three shut-off valves located 1' from 24" septic tank/pig port lid	



55 <sup>th</sup> Ave Ct NW					
Street Address	Lot Number	Equipment	Quantity	Location Description/Comments	Location Picture
Across From- 12125 55 <sup>th</sup> Ave Ct NW	None	Vault Exercise	1	Contains 3 valves and terminal flow meter	
	None	Line Shut-off Valve Exercise	1	Valve is adjacent to vault— NE Corner, valve appears to be vault drain— <b>requires 8' wrench</b>	
	None	Aerator Remove Lock—Oil lock, remove outer aerator lid and inner lid and make sure "free fall" ports are free of debris, inspect lid	1	Take access "road" between stormwater retention ponds. Equipment is near perimeter fence. Aerator is 23 feet S from vault	
	None	Pig port, 3 valves and 1 mainline valve Exercise valves and inspect lid and riser	1/4	Near Vault— Pig port, and valves are located 25 feet north from NE corner of the vault. Valves are located in a 3' diameter circle directly adjacent to the 24" Pig port riser cover	